

# NE0070-0-0 4.4-5.0 GHz Antenna Linear H & V



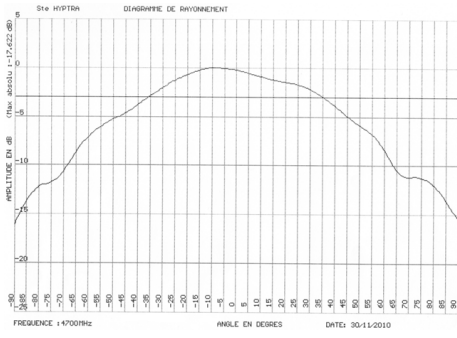
## Specifications

RF specification	
Frequency range	4.4-5.0 GHz
Rated power	50W CW
Gain	6 dBi typ.
Polarization	RHCP and LHCP
Radiation pattern	>70° @ -3dB in Azimut >70° @ -3dB in Elevation
Input impedance	50 Ohms
VSWR	< 2:1
Mechanical & Environmental specifications	
Dimensions	Ø57mm x 60.3mm (without connector)
Weight	<100 g
Connector	2 SMA female
Temperature	-20°C to +65°C
Protection	IP53 radome

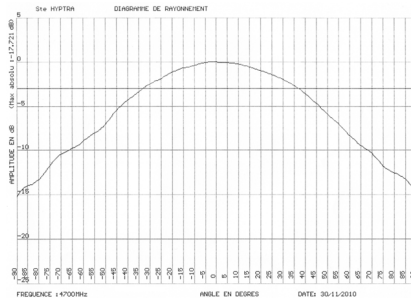
# Radiation patterns



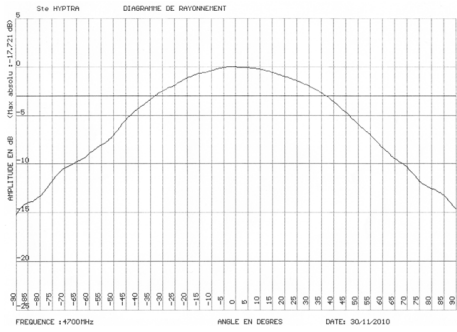
**Polar V Plan E**



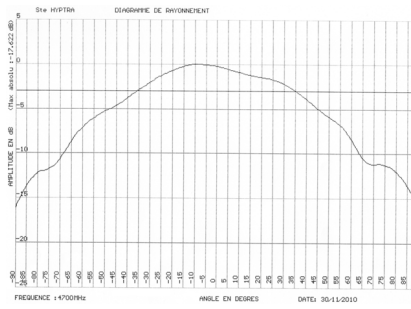
**Polar H Plan E**



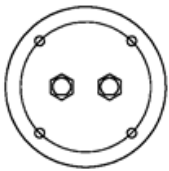
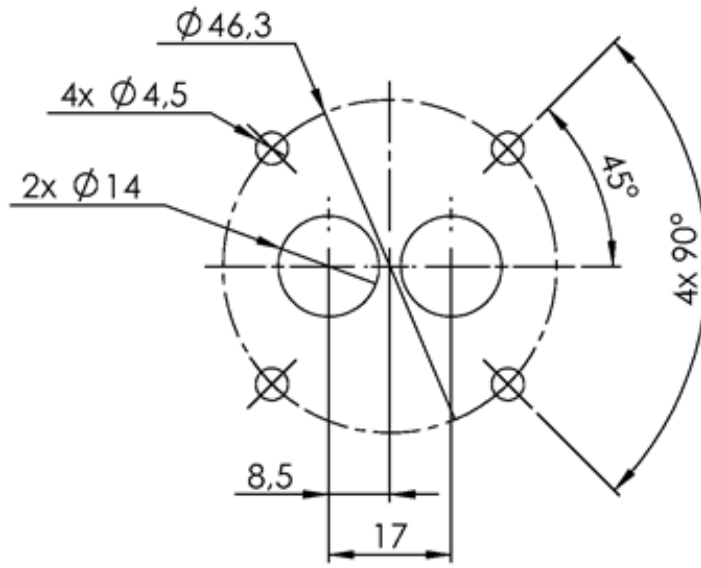
**Polar V Plan H**



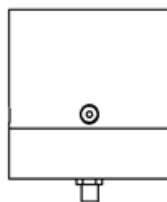
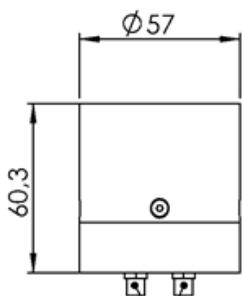
**Polar H Plan H**



# Mechanical drawing



4x M4 Screws fixation  
2 holes for SMA connectors



2x prises SMA femelle

**HYPTRA**

7 Route de Basly  
14400 Tailleville

Téléphone : 02 50 30 80 14  
Email: Hyptra@hyptra.com